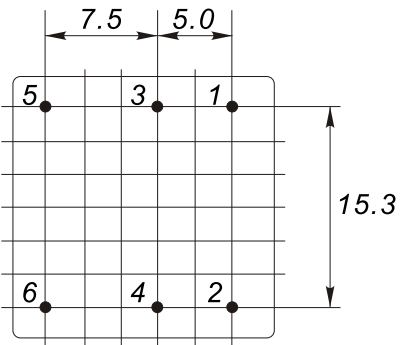
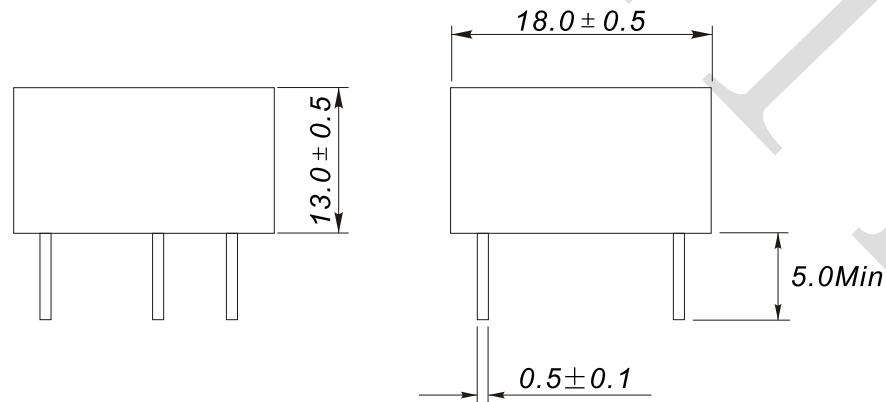
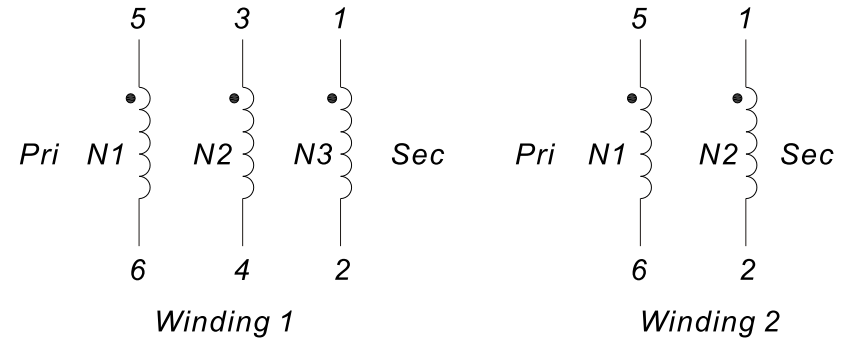


1. PHYSICAL CHARACTERISTICS (mm)



2. ELECTRONICAL SCHEMATIC



3. ELECTRONICAL SPECIFICATIONS

Prat No. GT18-XXX	102	202	302	402	502	602	702	802	902	103	203
Turns ratio	1:1	1:1:1	1:1:1	2:1	2:1:1	3:1:1	1:1	2:1:1	3:1	2:1	1:1
Nominal voltage(V)	750	500	500	750	500	500	750	500	500	750	750
Voltage time area(Vus)	500	250	250	200	200	200	250	200	600	350	250
Pri Inductance(mH)	8	2.5	2.5	7	20	15	2.5	7	12	17	2.2
Leakage Inductance(uH)	100	75	85	35	100	70	3	55	30	80	40
DCR Pri(Ω)	1.4	0.6	0.7	1.8	5.6	2.8	0.62	1.8	1.8	3.2	0.8
DCR Sec(Ω)	1.4	0.6	0.7	1	2.2	0.9	0.75	1	0.7	1.6	0.8
Coupling capacitance(pF)	10	7	7	7	7	9	80	7	8	7	8
Hi-Pot(KV)	4	3.2	3.2	4	4	4	4	3.2	3.2	3.2	4
Winding	2	1	1	2	1	1	2	1	2	2	2

NAME:	Pulse Gate drive Transformer		
CUSTOMER P/N:		DATE:	2011-09-07
SHINHOM P/N:	GT18 Series	REV: A0	PAGE
DRAWN BY	CHECKED BY	APPROVE BY	



SHINHOM
SHAANXISHINHOM ENTERPRISE CO LTD

The Document property belong to SHINHOM & is not allowed to be duplicated without authorization